



A Bucket of Beetles

Creative Learning
Teacher Resource



A Bucket of Beetles

Notes for teachers

A Bucket of Beetles follows Wehea, a little boy living in a rainforest, as he embarks on an adventure to find a special rhinoceros beetle. This beetle, always searching for light, becomes a symbol of friendship and ultimately saves Wehea's life. The story, based on a narrative by a young child, is brought to life through beautifully crafted puppets and imaginative storytelling.

Developed and performed by Indonesian company Papermoon Puppet Theatre, learn about themes of east meets west play-building, character analysis, creative writing, biodiversity, ecosystems and human impact, environmental stewardship, adventure, perseverance, role-playing and Indonesian puppetry techniques and performance styles, soundscapes and set design.

- The following teacher resource contains video links and suggested activities to build on an excursion to *A Bucket of Beetles*.

Teaching points:

Ideas for teaching and learning in the classroom

We recommend using this resource as a starting point, to adapt content in a way that suits the learning needs of your students. Outcomes include:

- **Subject areas:** English, Creative Arts, Science, Geography, Drama, Music and Visual Design.
- **Cross curriculum priorities:** Sustainability, Asia and Australia's Engagement with Asia
- **General capabilities:** Literacy, Critical and Creative Thinking, Personal and Social Capability, Ethical Understanding, Intercultural Understanding

In this resource you can find:

- Information about Papermoon Puppet Theatre and the style of *Wayang* puppet theatre
- Activities to do before and after your visit to the performance

Papermoon Puppet Theatre

Their story

Papermoon Puppet Theatre was founded in April 2006 in Yogyakarta, Indonesia by Co-Artistic Director Maria Tri Sulistyani (Ria). She has since nurtured, developed, and expanded the company together with Co-Artistic Director Iwan Effendi, a visual artist and Papermoon's puppet designer. Among other close collaborators, we work with a collective of puppeteers, which includes Anton Fajri, Pambo Priyojati, Beni Sanjaya, Muhammad Alhaq and Hardiansyah Yoga.

Papermoon Puppet Theatre believes that anything can come alive. Every creature, every object, every single thing in the world holds life somewhere inside of it. With our performances, installations, workshops, collaborations, and festival, we hope to bring those things to life – through the amazing art form of puppetry, as well as by nurturing the good things around and within us.




Wayang Puppet Theatre

The traditional storytelling forms of Indonesia

One of the styles of ancient storytelling and puppetry they use is called *Wayang*.

Wayang includes having a three-dimensional wooden puppet called *wayang klitik* or *golèk*, and the flat leather shadow puppet called *wayang kulit*, which is projected in front of a screen using lighting to amplify shadows.

Teaching point: ask students to research the history of Wayang puppet theatre and the elements that make it unique (such as visual style, materials, costume, performance techniques)



Resources

More about the Sydney Opera House

Sydney Opera House: Our Story

- <https://www.sydneyoperahouse.com/our-story>

How we work – strategic plans and programs

- <https://www.sydneyoperahouse.com/about-us/how-we-work>

Community projects

- <https://www.sydneyoperahouse.com/about-us/in-the-community>

Careers and opportunities

- <https://www.sydneyoperahouse.com/about-us/careers-and-other-opportunities>

Creative Learning resources

- <https://www.sydneyoperahouse.com/learn/teachers-and-students/classroom-resources>

Conversation starters



Teaching points

Activities in the classroom before your visit

- **English – Character Profiles:** Have students watch the [trailer](#) for A Bucket of Beetles, to then write a character profile either on the main character Wehea or the rhinoceros beetle.
- **Science – Rainforest Exploration:** Have students look at [pictures](#) and [videos](#) of rainforests. Discuss their characteristics and research different rainforest species.
- **Geography – Mapping Rainforests:** Have students mark significant rainforest locations on a world map and discuss their features and climates.
- **Visual Arts – Puppet Design:** Have students design their own rainforest animal puppets using recycled materials and craft supplies. Inspiration can also be found [here!](#)
- **Drama – Puppetry Introduction:** Have students create simple paper puppets of rainforest animals, and have students use their puppets to interact with each other and the space.
- **Music – Rainforest Soundscapes:** Have students listen to [rainforest sounds](#) to then create their own rainforest soundscapes with found objects of classroom instruments.

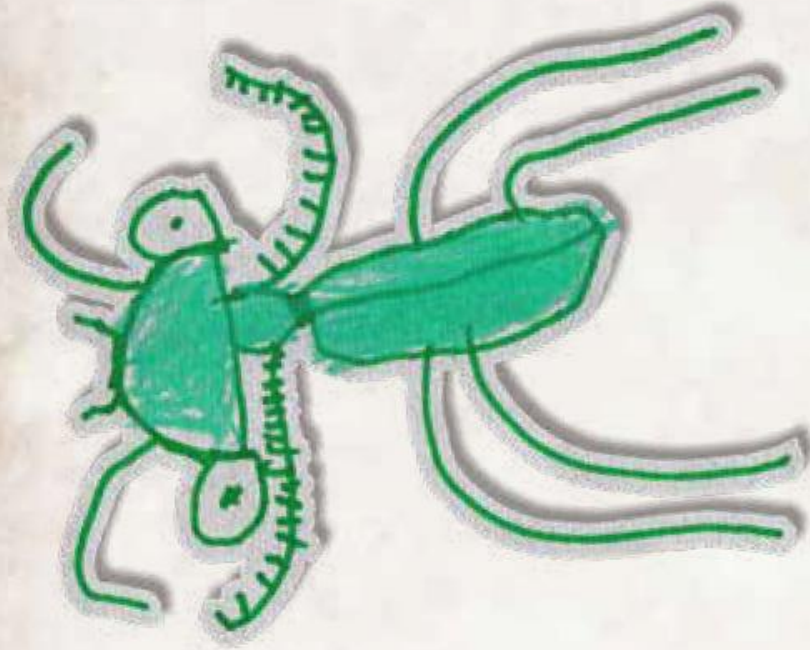
**After the
show...**




Teaching points

Activities in the classroom after you see the show

- **English – Performance Review:** Have students write a review of the performance, discussing the storytelling, characters, and themes. Encourage them to use specific examples from the play to support their opinions.
- **Science – Environmental Projects:** Have students start a class project on environmental conservation. They can research different aspects of environmental protection and present their findings through infographics or presentations.
- **Geography – Rainforest Conservation Discussion:** Have students discuss the impact of human activities on rainforests and explore ways to reduce negative impacts. Create an action plan for promoting rainforest conservation.
- **Drama – Puppet Show Creation:** Have students create their own puppet shows based on the themes of 'A Bucket of Beetles.' They can write scripts, make puppets, and perform their shows for the class, or film the performances.
- **Music – Soundscape Creation:** Have students create a soundscape for a specific scene from the play using classroom instruments or found objects. As a class discuss how different sounds and music elements enhance storytelling.
- **Visual Arts – Classroom Gallery:** Have students draw or paint scenes from the play, focusing on the rainforest setting and characters. Create a classroom gallery to display their artwork and have a sharing session where students explain their pieces. *You might like to cut out the puppets on the following page.*







Curriculum connections

Curriculum Links

NSW Curriculum

English

- ENE-OLC-01 communicates effectively by using interpersonal conventions and language with familiar peers and adults
- EN1-OLC-01 communicates effectively by using interpersonal conventions and language to extend and elaborate ideas for social and learning interactions
- EN2-OLC-01 communicates with familiar audiences for social and learning purposes, by interacting, understanding and presenting
- EN3-OLC-01 communicates to wide audiences with social and cultural awareness, by interacting and presenting, and by analysing and evaluating for understanding
- EN4-RVL-01 uses a range of personal, creative and critical strategies to read texts that are complex in their ideas and construction
- EN4-URB-01 examines and explains how texts represent ideas, experiences and values

Drama

- DRAES1.4 Responds to dramatic experiences.
- DRAS1.4 Appreciates dramatic work during the making of their own drama and the drama of others.
- DRAS2.4 Responds to, and interprets drama experiences and performances
- DRAS3.4 Responds critically to a range of drama works and performance styles.
- 4.3.2 recognises the function of drama and theatre in reflecting social and cultural aspects of human experience

Curriculum Links

Connecting with the classroom

Visual Arts

- VAES1.3 Recognises some of the qualities of different artworks and begins to realise that artists make artworks.
- VAS1.3 Realises what artists do, who they are and what they make.
- VAS2.3 Acknowledges that artists make artworks for different reasons and that various interpretations are possible.
- VAS3.3 Acknowledges that audiences respond in different ways to artworks and that there are different opinions about the value of artworks.
- 4.8 explores the function of and relationships between the artist – artwork – world – audience

Music

- MUES1.4 Listens to and responds to music.
- MUS1.4 Responds to a range of music, expressing likes and dislikes and the reasons for these choices.
- MUS2.4 Identifies the use of musical concepts and musical symbols in a range of repertoire.
- MUS3.4 Identifies the use of musical concepts and symbols in a range of musical styles.
- 4.11 demonstrates an appreciation, tolerance and respect for the aesthetic value of music as an artform
- 4.12 demonstrates a developing confidence and willingness to engage in performing, composing and listening experiences

Curriculum Links

Connecting with the classroom

Science

- STe-3LW-ST explores the characteristics, needs and uses of living things
- ST1-4LW-S describes observable features of living things and their environments
- ST2-4LW-S compares features and characteristics of living and non-living things
- ST3-4LW-S examines how the environment affects the growth, survival and adaptation of living things
- SC4-14LW relates the structure and function of living things to their classification, survival and reproduction

Geography

- GEe-1 identifies places and develops an understanding of the importance of places to people
- GE1-1 describes features of places and the connections people have with places
- GE2-1 examines features and characteristics of places and environments
- GE3-1 describes the diverse features and characteristics of places and environments
- GE4-1 locates and describes the diverse features and characteristics of a range of places and environments

Resources

Reference List

- ABC Kids listen (2020) *Being grateful (rainforest sounds)*, ABC Kids listen. Available at:
<https://www.abc.net.au/kidslisten/programs/soundwalks/being-grateful/12743568>
- National Geographic *Rainforests*. Available at:
<https://education.nationalgeographic.org/resource/rain-forest/>
- National Geographic *Rainforests 101 | National Geographic*. Available at:
<https://www.youtube.com/watch?v=3vijLre760w>
- Papermoon Puppet Theatre *Trailer a Bucket of Beetles Full*. Available at:
<https://www.youtube.com/watch?v=6qNPmTVBpNc>
(Accessed: 08 August 2024).
- WWF/ *Wildlife Arts and crafts | educators toolkits | WWF*. Available at:
<https://www.worldwildlife.org/teaching-resources/toolkits/wildlife-arts-and-crafts>

Get in touch

Got questions? Contact us with any enquiries about our education programs for schools via phone or email.

P +61 2 9250 7770

E creativelearning@sydneyoperahouse.com

